

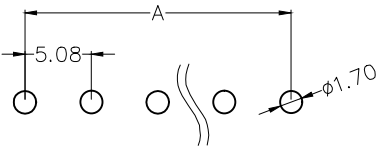
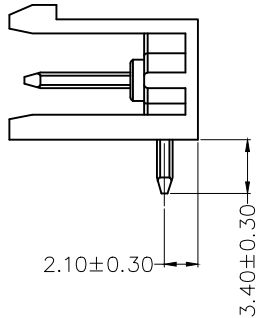
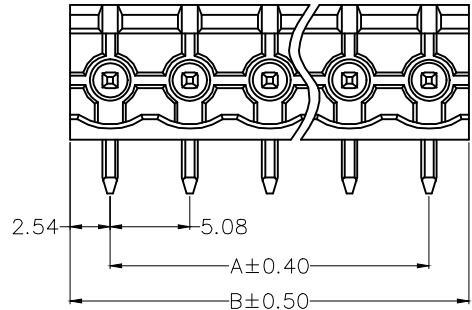
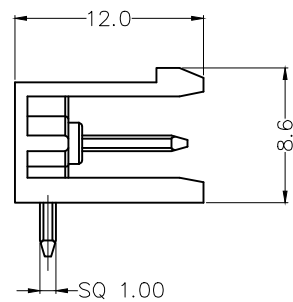
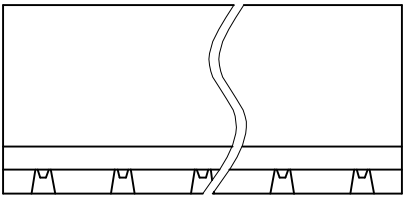
| REV | LOCATIONS | DESCRIPTION | DATE | REVISER | APPD |
|-----|-----------|-------------|------|---------|------|
|     |           |             |      |         |      |

**SPECIFICATIONS**

**Electrical**  
 Current Rating: 18A AC(rms)/DC  
 Voltage Rating: 300V AC(rms)/DC  
 Insulation Resistance: 500 MΩ Min./DC 500V  
 Dielectric Voltage: 2500V AC /1 Min.  
 Surge Voltage: 4000V (All 5 are negative)  
 Temperature Range-Operating: -40°C~+105°C

**Material and Plating**  
 Housing: PA66 (UL 94V-0)  
 Contacts: Brass/ Tin plated

| Circuits (n) | Part No.          | Dimensions(mm) |       |
|--------------|-------------------|----------------|-------|
|              |                   | A              | B     |
| 2            | FTB50812-F02B2GNB | 5.08           | 10.16 |
| 3            | FTB50812-F03B2GNB | 10.16          | 15.24 |
| 4            | FTB50812-F04B2GNB | 15.24          | 20.32 |
| 5            | FTB50812-F05B2GNB | 20.32          | 25.40 |
| 6            | FTB50812-F06B2GNB | 25.40          | 30.48 |
| 7            | FTB50812-F07B2GNB | 30.48          | 35.56 |
| 8            | FTB50812-F08B2GNB | 35.56          | 40.64 |
| 9            | FTB50812-F09B2GNB | 40.64          | 45.72 |
| 10           | FTB50812-F10B2GNB | 45.72          | 50.80 |



Recommended P.C.Board Layout

|                            |                                       |              |            |           |  |          |                                     |
|----------------------------|---------------------------------------|--------------|------------|-----------|--|----------|-------------------------------------|
| <br>THIRD ANGLE PROJECTION | GENERAL TOLERANCES (UNLESS SPECIFIED) |              | APPROVE BY | DATE      | PART NO.   | ITEM NO. | <br>Building Technology Cornerstone |
|                            | X. ±0.30                              | X.* ±5°      | LEO        | 30/JAN/23 | FTB50812-FXXB2GNB  | FTB50812 |                                     |
| DESIGN UNITS METRIC(mm)    | X.X ±0.20                             | X.X* ±2°     | CHECKED BY | DATE      | TITLE  |          | REV 0                               |
| SCALE 5:1                  | X.XX ±0.15                            | X.XX* ±1°    | GISELLE    | 30/JAN/23 | Terminal Block   |          | SHEET NO. 1/1                       |
| SIZE A4                    | X.XXX ±0.10                           | X.XXX* ±0.5° | DRAWN BY   | DATE      | THIS DRAWING CONTAINS INFORMATION THAT IS PROPRIETARY TO TXGA INDUSTRIAL ELECTRONICS(S.Z)CO.,LTD AND SHOULD NOT BE USED WITHOUT WRITTEN PERMISSION |          |                                     |
|                            |                                       |              | YYQ        | 30/JAN/23 | Pitch 5.08mm 90° Angle Male  |          |                                     |